

September Job Market Review

1st September to 30th September

3,361,522 Total Users 112,051 Average Daily Users 23M Page Views

SUMMARY

September at a Glance

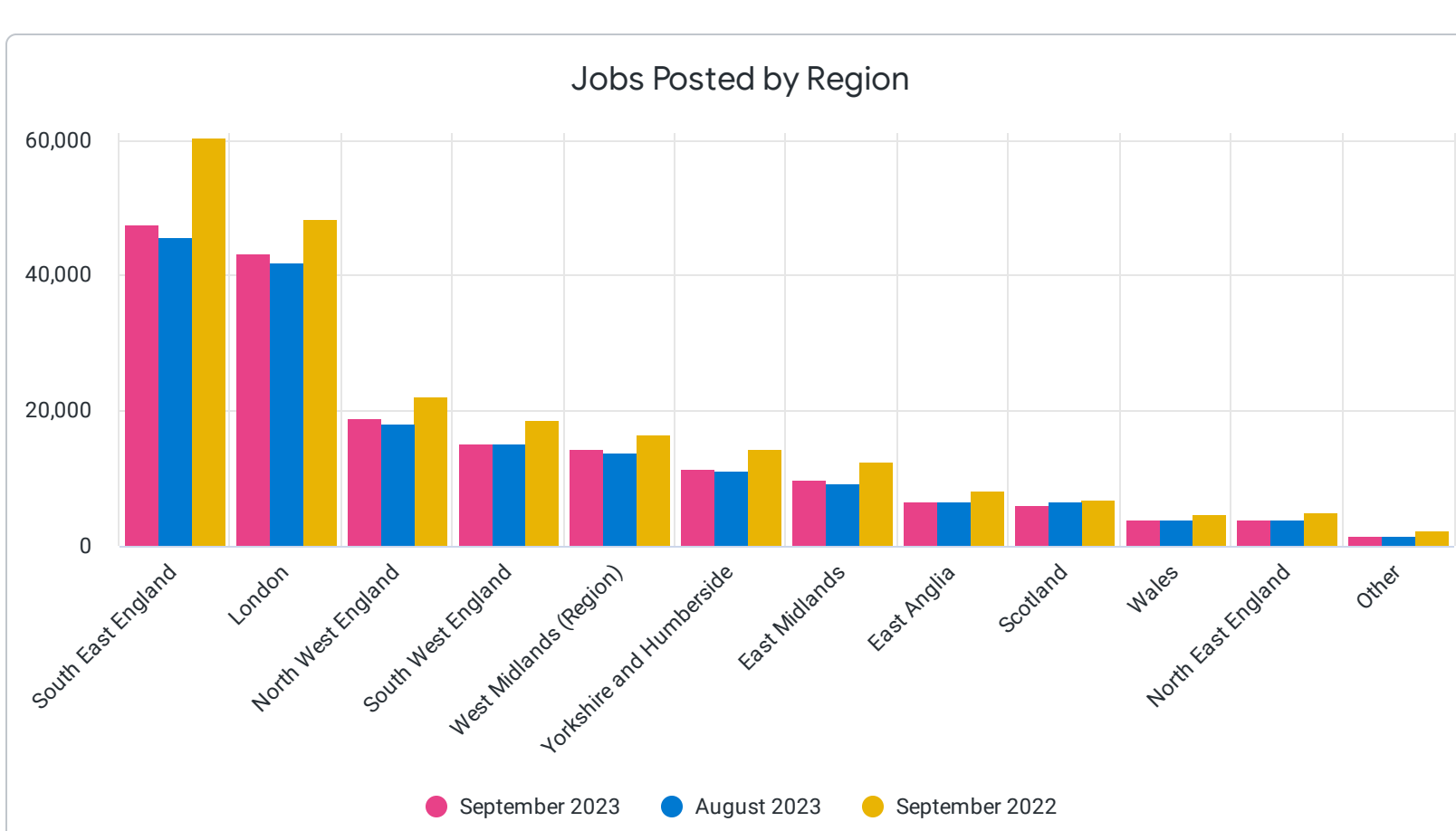
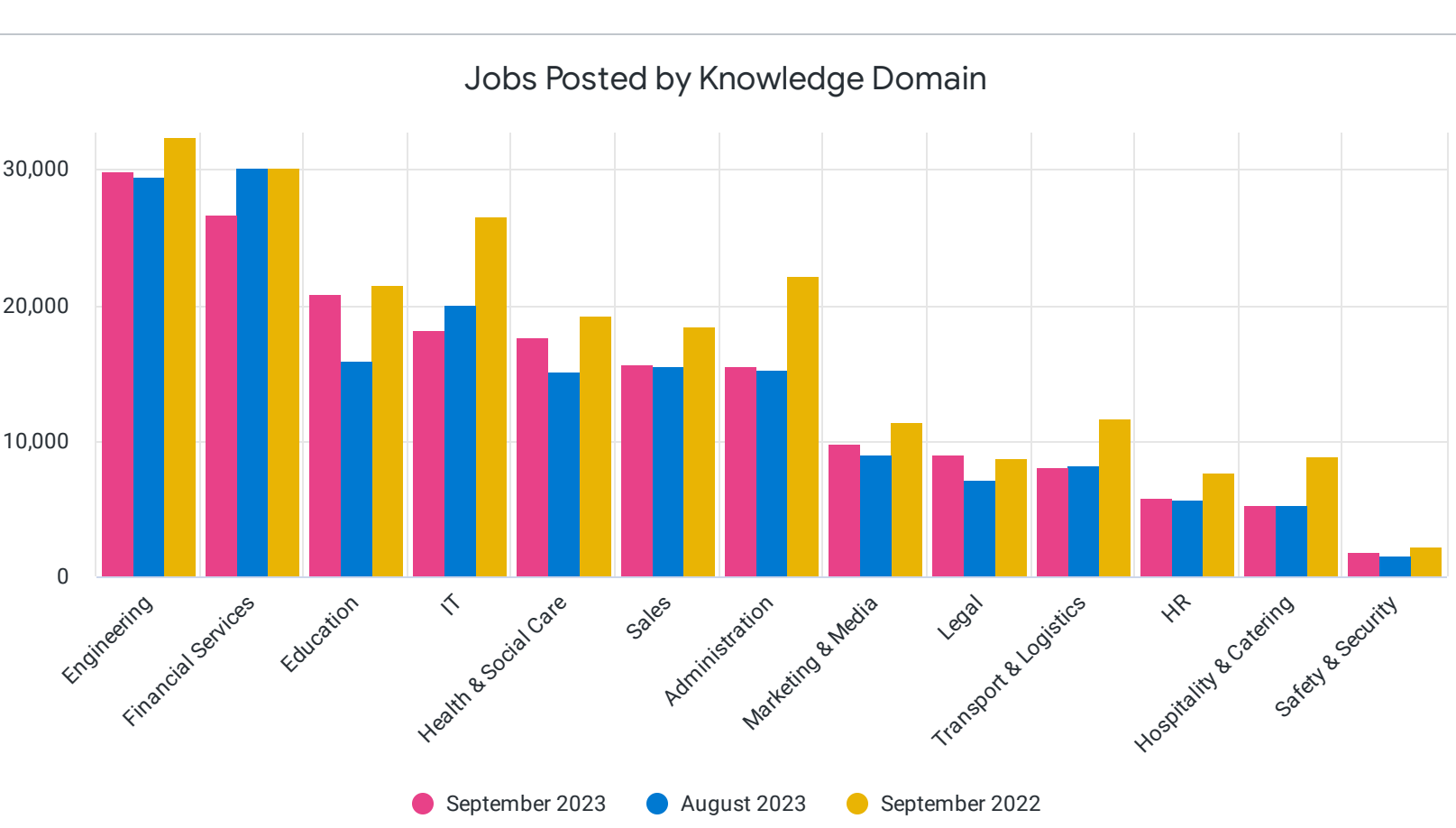
Reed.co.uk overview

- **184,828** jobs were posted on Reed.co.uk in September, **up 3% compared to August**
- The number of applications on Reed.co.uk rose **21%** year-on-year (YoY)
- The **Education** and **Legal** sectors saw an increase in the number of jobs posted month-on-month (MoM), up 31% and 27%. Legal saw a 3% YoY rise in job vacancies. The number of jobs posted in **Hospitality & Catering** fell by 40% YoY
- Applications were up MoM in **Education (16%)** and **Hospitality & Catering (6%)**. Whereas there were MoM decreases in applications in **HR** and **Safety & Security** (both down by 5%)

Industry news

- UK businesses are **slowing down on hiring and reducing business output**, due to rising borrowing costs
- A recent report has shown that **Artificial Intelligence is set to have a positive impact on the UK jobs market** but could increase regional inequalities
- A new government initiative has awarded **£12.4 million to six innovative projects** to improve barriers to getting into work
- A report has found that **women are more likely to work full-time** since the pandemic in sectors where hybrid and remote working are now standard practice

Job Market Insights

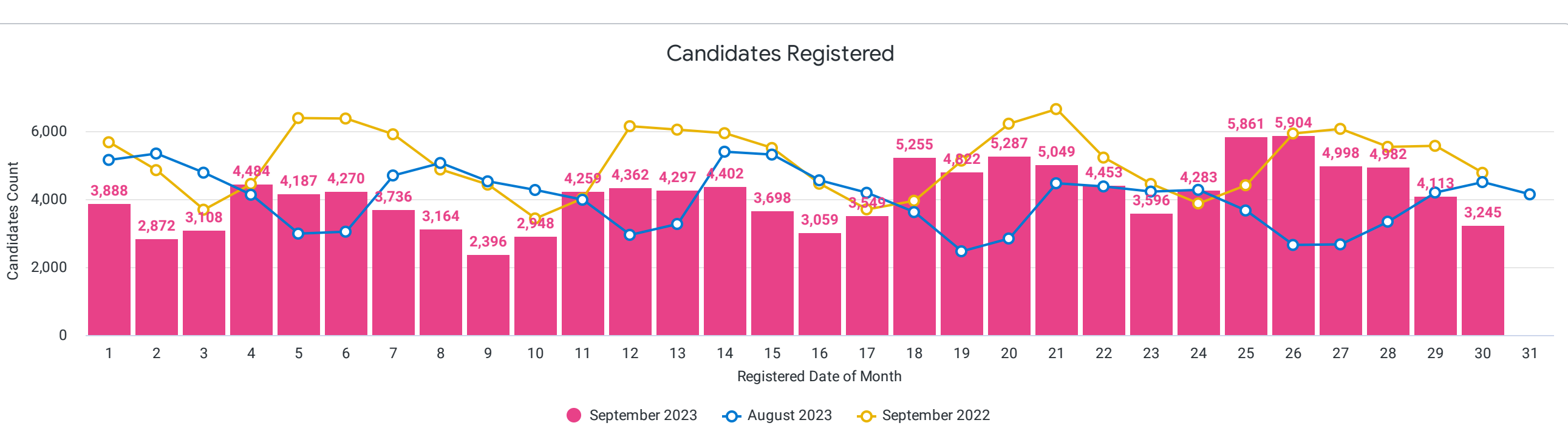


Jobs Posted by Knowledge Domain and Region

Job Region	East Anglia	East Midlands	London	North East En...	North West E...	Northern Irela...	Other	Scotland	South East En...	South West E...	Wales	West Midland...	Yorkshire and...	Total
1 Engineering	1,491	2,255	3,786	1,058	2,719	96	370	1,318	8,110	3,057	771	2,825	2,042	29,898
2 Financial Services	966	1,240	8,200	395	2,814	92	169	777	6,108	1,906	409	2,058	1,547	26,681
3 Administration	838	922	2,360	373	1,570	100	83	606	5,010	1,301	270	1,127	1,023	15,583
4 Health & Social Care	733	1,039	2,590	506	2,203	70	127	764	4,471	1,799	685	1,300	1,378	17,665
5 Sales	502	863	3,110	368	1,787	104	147	732	4,280	1,315	386	1,191	973	15,758
6 Education	495	1,054	4,128	321	2,528	2	75	63	7,207	1,149	464	1,975	1,433	20,894
7 IT	419	595	8,038	265	1,684	99	347	652	2,845	1,213	244	1,026	765	18,192
8 Transport & Logistics	406	775	325	216	657	44	33	400	2,703	955	227	855	474	8,070
9 Marketing & Media	246	287	4,894	107	777	22	66	197	1,662	538	115	517	459	9,887
10 Legal	241	346	2,701	182	1,249	34	39	155	1,722	847	205	715	670	9,106
11 Hospitality & Catering	217	260	937	121	416	24	61	415	1,429	671	163	389	258	5,861
12 HR	201	252	1,840	96	550	42	39	111	1,493	375	97	441	343	5,880
13 Safety & Security	59	104	387	39	153	14	22	95	508	177	53	127	108	1,846
Totals	6,814	9,992	43,298	4,047	19,107	743	1,578	6,286	47,548	15,305	4,089	14,548	11,473	184,828

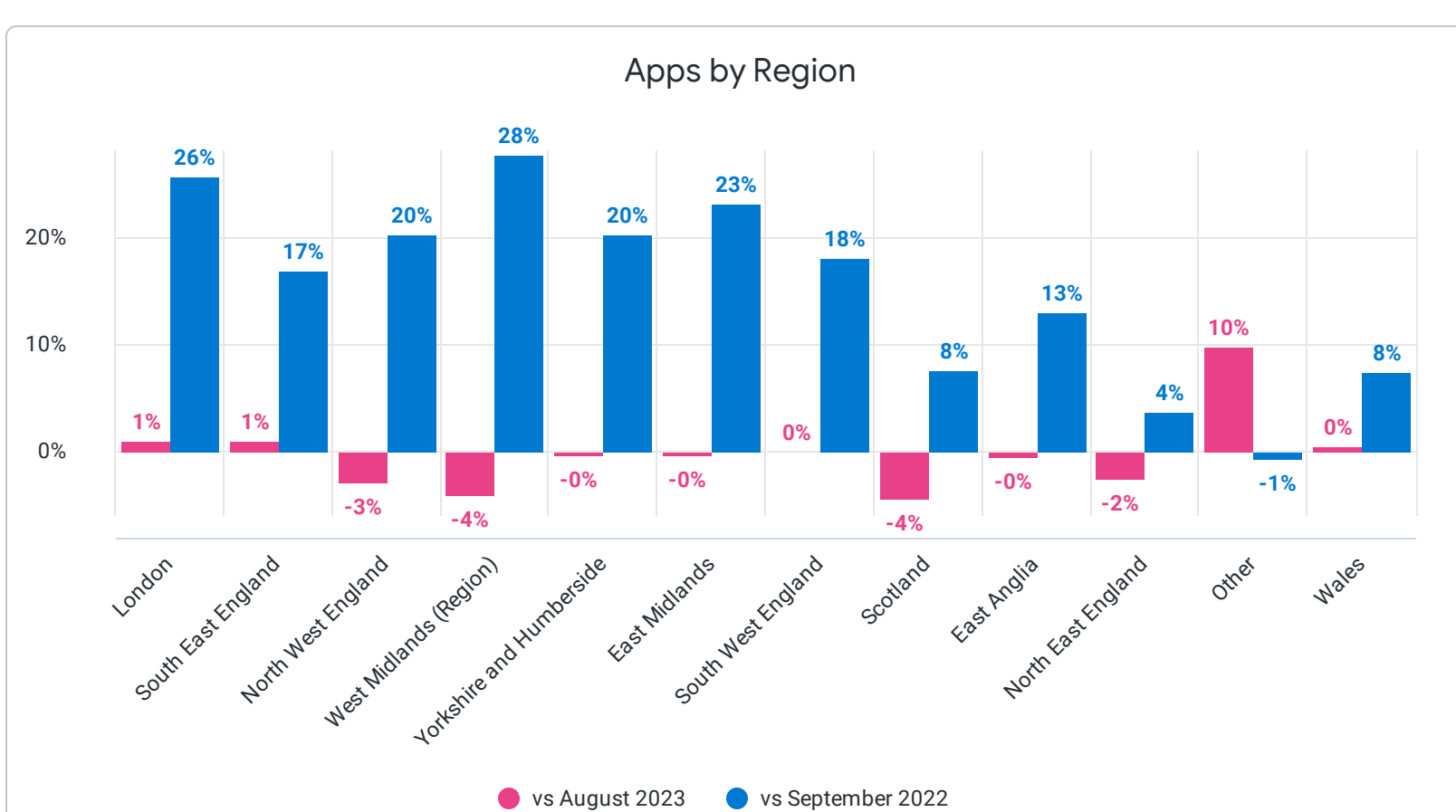
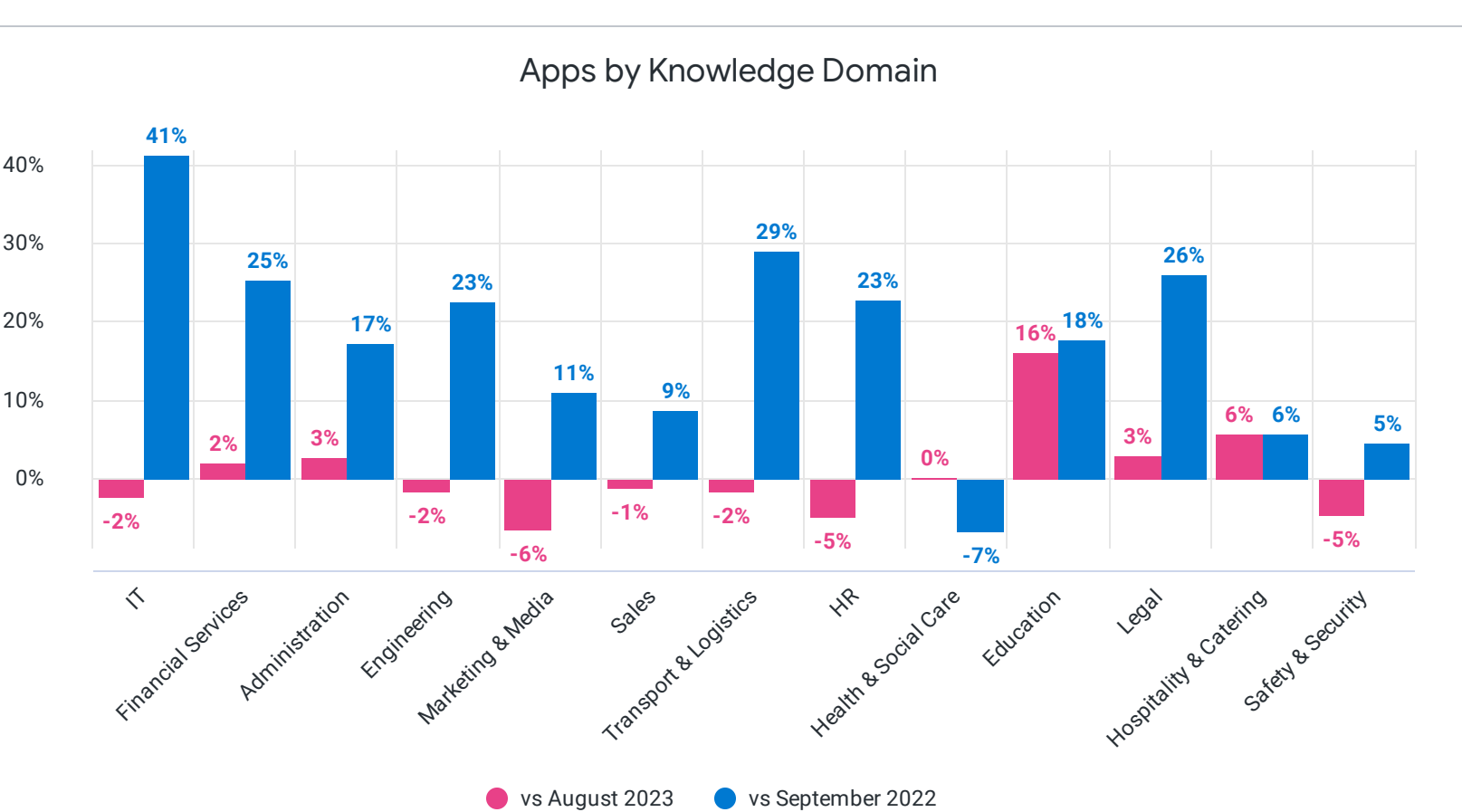
Note: Salary breakdowns have been excluded from this month's Job Market Review while we update our calculation methodology.

Candidate Insights



65%
CV Searchable

Candidate Behaviour



Apps by Knowledge Domain and Region

Job Region	London	South East En...	North West E...	West Midland...	Yorkshire and...	East Midlands	South West E...	North East En...	Scotland	East Anglia	Other	Wales	Northern Irela...	Total
1 IT	183,699	56,972	35,761	25,663	16,489	12,743	22,251	5,639	9,897	7,179	5,669	3,699	558	386,219
2 Administration	105,807	76,673	26,805	26,671	17,342	12,362	9,850	6,453	7,418	7,102	7,207	3,882	379	307,951
3 Engineering	34,279	46,098	16,887	19,613	12,335	12,176	12,747	6,480	5,889	6,932	1,985	3,964	181	179,566
4 Financial Services	162,025	64,714	21,954	23,439	11,739	9,961	8,994	3,101	4,988	5,991	1,380	2,287	181	320,754
5 Sales	51,506	33,236	14,991	13,109	8,456	7,455	5,762	3,450	3,793	3,261	3,310	2,550	284	151,163
6 Transport & Logistics	11,224	36,603	11,970	14,930	8,611	9,827	5,255	3,656	2,521	3,202	330	1,786	76	109,991
7 Health & Social Care	19,047	23,266	12,498	10,306	7,180	6,440	6,030	3,017	3,947	2,916	398	3,185	218	98,448
8 Marketing & Media	86,490	26,054	12,459	8,963	5,315	4,340	4,923	986	1,859	2,580	2,846	836	28	157,679
9 HR	51,965	18,399	7,116	7,922	3,310	2,963	3,151	985	1,735	1,428	473	771	124	100,342
10 Hospitality & Catering	17,579	12,567	3,935	5,021	3,104	2,654	2,832	1,472	2,708	1,379	261	1,397	116	55,025
11 Education	23,367	19,456	8,572	6,842	6,654	3,363	1,977	1,634	376	1,124	4,189	906	9	78,469
12 Legal	40,140	7,157	4,558	4,886	3,186	1,339	1,950	452	823	796	758	408	68	66,521
13 Safety & Security	6,330	3,479	1,257	1,558	740	888	611	334	406	272	68	312	61	16,316
Totals	793,486	424,684	178,767	168,928	104,462	86,511	86,341	37,659	46,360	44,165	28,874	25,983	2,283	2,028,503

2,028,444
Apps in September

21%
vs September 2022

-0%
vs August 2023

6.4
Average Apps Per Candidate

11.1
Average Apps per Job

315,436
Active Applicants

In case you missed it...

- We're proud to partner with Global's Make Some Noise to help raise money for small charities across the UK. We're working with Big Give to double donations, meaning each donation has double the impact. On 6 October, the official Make Some Noise day, you can catch James Reed on Nick Ferrari's LBC show talking about our support of the campaign. [Read more about the campaign here.](#)
- The latest edition of the **Bloomberg Reed Jobs Report** explores how Cambridge is winning the race against Oxford to create new jobs.
- Our new Boost products which increase your applications by helping get your job ad in front of a wider audience are now available to buy on our Recruiter site. [Explore the packages here.](#)
- The Reed.co.uk Design team will be hosting a **Tech Circus UX Crunch Design meetup on 25 October** at our office in Holborn. The event encourages the Design community to connect and learn through a variety of presentations and panel discussions.

Thanks for reading!